



[What is Google Classroom?](#)

Google Classroom is part of a suite of applications from **G Suite for Education**. Google Classroom is an app, both web and mobile. The Google Classroom application is designed to help teachers and students communicate and collaborate, manage school work paperlessly, and stay organised.

[How do I access the G suite and google classroom?](#)



You can go through an internet browser on any internet enabled device. Search **classroom.google.com** or google **[gmail](https://mail.google.com)**

You can also download the app in the play store or apple store.

[Why do we need Google Classroom now?](#)

During the current climate with Covid-19, **all schools** have to provide an online learning platform to support pupils who are needing to isolate, whether individually, as a bubble or as part of national quarantine.

[Why do you use Google Classroom and not another online platform?](#)

As a trust we use the google suite as a communication platform for staff to communicate internally and externally. Google classroom is linked to the class email addresses and each individual child's email addresses. This ensures that all areas of learning can be connected effectively and efficiently.

[Can parents have access to their child's Google Classroom?](#)

Parents are not able to access their child's google classroom, but we encourage you to sit alongside them so that they can show you what learning is being set and to support them.

[Can I use my gmail account to sign in to my child's account?](#)

No- the children will need to log in using their email addresses and password.

[Is Google classroom safe for my child to use independently?](#)

Yes- Each child has an individual email and password. Only people invited into the classroom can comment on the stream and see any comments that aren't sent privately to the teacher. The children cannot privately message each other.

[Does the teacher have access to the class stream?](#)

Yes- Anyone within the class can access and post on the stream, however the teacher has got the option to mute children if any comments on the stream are deemed unacceptable in line with our academy anti-bullying policy.

[Does my child need their own computing device?](#)

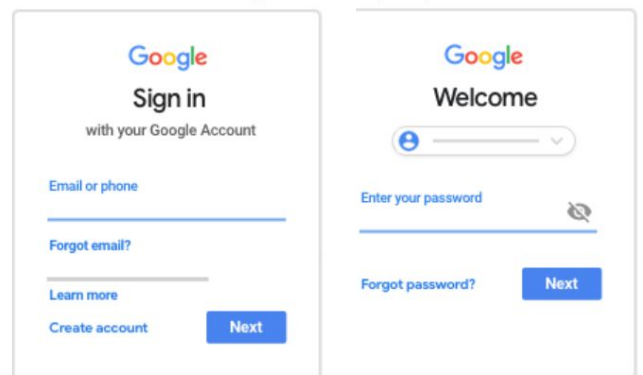
No- They can access gmail on any device (computer, tablet or phone) by opening the app or going on the webpage. Multiple accounts can be used on one device to allow a family to share 1 device. Everyone must use their own usernames.

Does my child have to log in to Google classroom at a particular time of day?

No. The children's learning will be uploaded in the morning and can be accessed at any time throughout the day. This is to ensure that children can share a device by accessing the learning at different times. If a piece of work has a due date attached to it, it can still be accessed after that date, however it will be a late submission.

How does my child log into Google Classroom?

1. Search for google classroom in the search bar on a tablet or computer.
2. Type in username and password.



3. If there is an error message saying that your child doesn't have permission for gmail, ignore it and click on the 9 dot square in the top right.

We are sorry, but **you do not have access to Gmail**. Please contact your organisation administrator for access.




[Sign in with a different account](#)

4. Click on the google classroom icon



5. Select that you are a **student**.



6. The class that you are a part of should now be visible and will have an option to **join**.

7. Click on the **class name** and you will see the class page.

8. The 3 tabs for you to access are the following

Stream Classwork People



Share something with your class...

9. If you would like to say something to the whole class then you can type in to the **stream** using the section shown below.

10. Any work that has been set will be shown within the topic area such as ; English, Maths, Wider curriculum, Religious Education.

Below is an example of home learning that has been set. The topic file is 'Friday home learning' and the activity is 'Tell a picture'.

Friday home learning



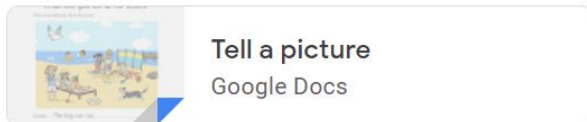
Tell a picture

Posted 22 Sep

11. Once you click on the work set ('Tell a picture') link, the following screen will appear. Until it is completed you will see it says assigned is 1 and handed in 0.

No due date ▶ 1 student

0	1
Handed in	Assigned



[View assignment](#)

12. The work that is set can be in multiple forms. Google docs, Google forms, Material. Some computer devices may ask for you to download an additional app to open the documents.
13. Once the work is completed, then you will need to 'turn in' your work by clicking the button on the top left, shown below.



TURN IN

14. If you need to 'un-submit' your work to make an edit then that too is an option.
15. If you want to look back at the work you have done previously (it might help you with future work,) then you click on the button shown below.



[View your work](#)

[Where can I find further information and support?](#)

Within class we have shown the children 'How to' videos on the google website and on you tube.

The link below will take you to the support site.

<https://support.google.com/edu/classroom/answer/6072460>